

# Web Launched WAM!NET® Submission Icons Integration Guide

---

## Introduction

Web launched Submission Icons are designed for customers who wish to have their users submit content to them by launching Submission Icons through a web browser via a link provided on their website. The benefits of web launched Submission Icons include:

- Avoids the need to install a client application on each user's workstation
- Provides access to Submission Icon functionality directly from customer's own website
- Provides an easy, one-click activation of the Submission Icon application
- Guarantees that you are always running the latest version of the application

This document provides information for the integration of web launched Submission Icons.

## Customer Requirements

Customer will provide a URL to their user community so that users may launch Submission Icons. Ideally the URL would be imbedded in the customers own web page, acting as a portal to access the application. It is possible to communicate the URL to users, via email for instance, but requires the user to retain the message and/or bookmark the URL for subsequent use.

### URL Syntax

The format of the URL for web launched Submission Icons is as follows:

`http://ic.wamnet.com/jws/si?iconid=<xxxx>`

- The <xxxx> is replaced with a specific Submission Icon ID
- The Submission Icon ID is generated and viewable in Info Center when a Submission Icon is created

## Installation

When a user navigates to the customer-owned web page and clicks the URL for the first time, the Submission Icon application is downloaded and cached (stored) on the user's local disk. Subsequent uses of the same submission icon via the URL link will launch the application almost instantaneously as all the required resources are already available locally.

Every time the user launches the application a check is performed to see if a new version is available, and if so, automatically downloads and launches it.

Please note that when the Submission Icon application is installing a security warning will appear to inform of the company that authored the software to be installed.  
For more detailed information see the Certificate section at the end of this document.

Once the download is complete the user will be presented with the login screen if authentication is required, if not then they will see the create package screen.

If the Submission Icon ID associated with the URL is non-existent, an HTTP error will be returned and prevent the Submission Icon application from being installed.

If the Submission Icon ID is valid but has expired, the Submission Icon application will be installed but will display an error message at runtime. This allows the Submission Icon to be re-enabled in Info Center without the need to re-install the application.

### Java Requirements

Web launched Submission Icons utilizes Java and Java Web Start software installed on the client machine. Java version 1.5 or later is required. The Java Web Start software is a component of the Java Runtime Environment (JRE) and is installed with the JRE.

It is possible to add protective coding in the URL link to verify that the correct Java version and the Java Web Start software is installed on the client machine before the Submission Icon application is downloaded. Sample code has been provided at the end of this document that includes this coding information.

### De-installation

To de-install the web launched Submission Icon application on the client machine:

For PC: go to ControlPanel/Java/General Preferences/Temporary Internet Files-Delete Files.../View Applications.../Select Submission Icon application and click Remove button

For Mac: go to Applications/Utilities/Java Preferences/Network/View Cache Files/Show Applications/ Select Submission Icon application and click Remove button

## **Help**

For more detailed information on Submission Icons please refer to the Submission Icon application information posted at <http://serviceportal.wamnet.com>.

Please contact SAVVIS Technical Support if further assistance is required:  
<http://serviceportal.wamnet.com/support>.

## Sample Code

```
<html>
<head>
<title>JWS Submission Icon Portal Page</title>

<!-- This page represents sample code that can be added to a customer-owned web
page to launch a Submission Icon. This sample code includes a check that Java
and Java Web Start are installed which is requirement for web launched Submission
Icons. This sample codes also requires that javascript is installed in order to
perform the above mentioned checks, thus validates that javascript is installed
and enabled. -->

<!-- First check that javascript is enabled -->
<noscript>
    This web page must execute javascript to help determine
    that the correct operating environment is installed.

    JavaScript is not currently enabled. Please enable javascript and try
    again.
</noscript>

<!-- JavaScript is enabled, create the functions to check for Java WebStart,
respectively -->
<script language="Javascript" type="text/javascript">

    function jwsInstalled()
    {
        // For Internet Explorer.
        if (navigator.userAgent.indexOf('MSIE') > -1) {
            try {
                var jws = new ActiveXObject('JavaWebStart.isInstalled');
                return true;
            }
            catch (e) {
                return false;
            }
        }
        // Firefox is happy with "x-java-jnlp-file". For Chrome and Safari
        // this does not work, instead just check for "x-java-vm".
        // If they have a recent JVM installed, then they usually also have
        // Java WebStart installed.
        return navigator.mimeTypes &&
            navigator.mimeTypes.length &&
            (navigator.mimeTypes['application/x-java-jnlp-file'] != null ||
            navigator.mimeTypes['application/x-java-vm'] != null);
    }
</script>
</head>

<body>

<H1>Web Launched Submission Icon Portal Page</H1>
<br>

<!-- Using javascript, test for Java WebStart before presenting the link to
launch Submission Icon -->
<script>

    if(!jwsInstalled()) {
        document.write("Java WebStart must be installed to download the
Submission Icon");
    }
</script>
</body>
</html>
```

```
    } else {  
        // Insert the link to download the Submission Icon here:  
        document.write("<A  
HREF='http://ic.wamnet.com/jws/si?iconid=####'\>Web Launch Submission  
Icon</A>");  
    }  
</script>  
  
</body>  
</html>
```

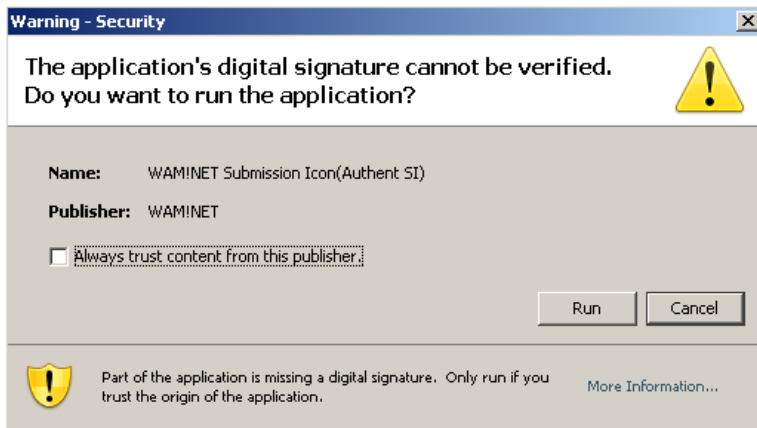
## Certificate

When the Submission Icon application is installing a security warning will appear to inform of the company; WAM!NET, that authored the software to be installed.

The following are examples of what you might encounter on a PC and Mac. Please note that this may vary depending on the Operating System, Browser type and version being used.

### On a PC

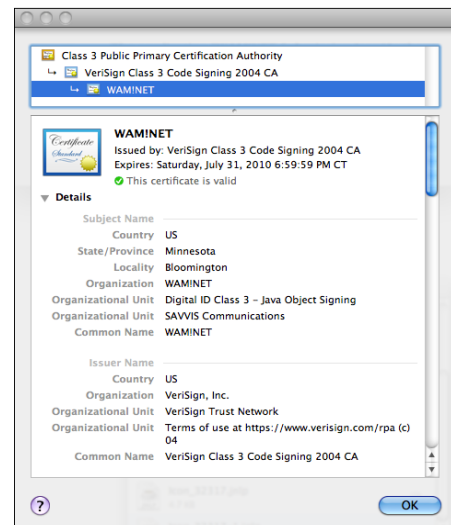
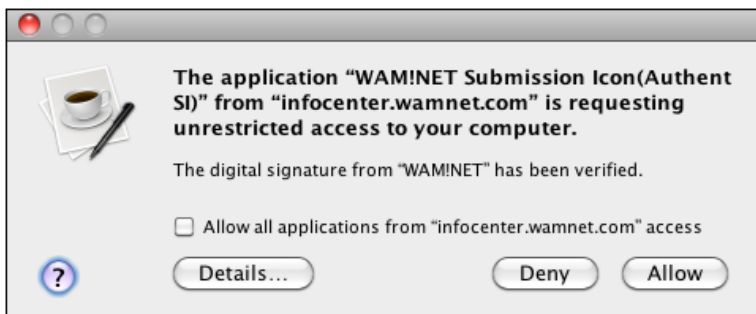
Using Internet Explore 8.0, following is the Certificate and what displays when the More Information link is selected:



Note that there is not a digital signature for the JNLP file. The JNLP file indicates where to obtain the software to install but contains no software and cannot compromise your computer.

### On a Mac

Using Safari and Firefox, following is the Certificate and what displays when the More Information link is selected:



WAM!NET and the WAM!NET (!) are registered trademarks of SAVVIS, Inc.  
All other trademarks and servicemarks are the property of their respective owners.  
©2009 SAVVIS, Inc. All Rights Reserved.  
SAVVIS, Inc., 1 SAVVIS Parkway, St. Louis, MO 63017 800.SAVVIS.1